

SMOOTHSKIN



IPL USER GUIDE

Welcome to SMOOTHSKIN PURE

Congratulations! You've opened up a world of unparalleled beauty, smoothness and convenience. Come and join in the conversation at the www.smoothskin.com where you can find expert advice and support throughout your treatment.

1. THE SMOOTHSKIN PURE SYSTEM	3	9. THE SKIN TONE SENSOR	23
2. HOW DOES SMOOTHSKIN PURE WORK	4	10. THE SKIN CONTACT SENSOR	26
3. IMPORTANT SAFETY INFORMATION	5	11. SMOOTHSKIN PURE MODES	28
4. POTENTIAL RISKS, SIDE EFFECTS AND SKIN REACTIONS	13	12. CLEANING, MAINTENANCE, STORAGE	30
5. BENEFITS OF USING SMOOTHSKIN PURE	15	13. TRAVELLING WITH SMOOTHSKIN PURE	30
6. WHAT IS THE INTENDED USE OF SMOOTHSKIN PURE	18	14. TROUBLESHOOTING	31
7. YOUR SUITABILITY	18	15. WARRANTY	32
8. HOW TO USE SMOOTHSKIN PURE	19	16. LABELS AND SYMBOLS	33
		17. TECHNICAL SPECIFICATIONS	35

1. THE SMOOTHSKIN PURE SYSTEM

PACKAGE CONTENTS

Inside the packaging of SMOOTHSKIN PURE you will find the following:

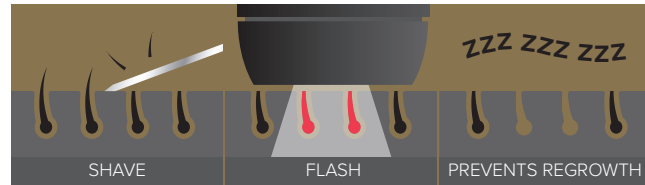
- Handset and Base Unit
- Power Cable
- User Manual



2. HOW DOES SMOOTHSKIN PURE WORK

SMOOTHSKIN PURE is designed to help break the cycle of hair growth. Light energy is transferred through the skin's surface and is absorbed by melanin present in the hair shaft. The absorbed light energy is converted to heat energy (below the surface of the skin), which disables the hair follicle. Treated hairs naturally fall out over the course of a few days to 1-2 weeks.

Hair growth is cyclical and follows 3 distinct and consecutive phases. IPL treatment is only effective when hairs are in a particular phase (the Anagen – growth phase). Not all hairs are in the same phase at any one time. This is why you should follow the recommended treatment regimen of 12 weekly treatments.



WHAT TO EXPECT

Immediately post treatment, you should not see any significant side effects from treatment (Refer to Section 4 for more information on side effects).

In the first few weeks following the initial treatments, you will still see some hairs growing. These are likely to be hairs that were missed during treatment i.e. they were lying dormant and not in their growth phase (Anagen) during treatment; when IPL is most effective.

Around 6 weeks into the 12 week treatment programme you should see a reduction in hair growth. However, many hairs may still not have been treated in their growth phase. It is important to continue the weekly treatments.

After the 12 week programme, you should see a significant reduction in hairs within the treated area. Any remaining hairs should be finer and lighter in colour. Continued monthly treatments, or treatments as required, should maintain the reduction in unwanted hair.

3. IMPORTANT SAFETY INFORMATION CONTRAINDICATIONS

DO NOT USE SMOOTHSKIN PURE if you have very dark skin. The skin tone sensor located near the output window of the device will determine the tone of your skin. If the skin tone sensor determines that your skin is too dark for safe use, operation of SMOOTHSKIN PURE will be prevented.

DO NOT use SMOOTHSKIN PURE if your skin has been artificially or naturally tanned or is burned from sun overexposure. Your skin may be extra sensitive following sun exposure and particularly susceptible to burning, blistering, discolouring or scarring if you use SMOOTHSKIN PURE. Wait 1 week until sunburn or tan disappears before using SMOOTHSKIN PURE.

DO NOT expose treated areas to the sun. Wait at least 7 days after treatment before exposing treated skin to direct sunlight. Your skin may be extra sensitive following SMOOTHSKIN PURE treatment and particularly susceptible to sunburn. Apply sunscreen (SPF 15 or greater) to the treated area or cover the treated area with suitable clothing.

DO NOT use SMOOTHSKIN PURE directly on the nipples, genitals or around the anus. These areas may have a darker skin colour and/or greater hair density. Using the device in these areas may cause discomfort/pain or injure (burn, discolour or scar) your skin.

DO NOT use SMOOTHSKIN PURE if you have a history of skin cancer or pre-cancerous lesions (e.g. nevi or a large number of moles).

DO NOT use SMOOTHSKIN PURE if you are pregnant, lactating, as this device has not been tested with these individuals.

DO NOT use SMOOTHSKIN PURE on dark brown or black spots such as birthmarks, moles or warts in the area you wish to treat. Using the SMOOTHSKIN PURE may injure your skin or make existing conditions worse. You may experience side effects such as burns, blisters and skin colour changes or scarring.

DO NOT use SMOOTHSKIN PURE if you have any skin condition in the treatment area, including psoriasis, vitiligo, eczema, acne, herpes simplex or active infections or wounds.

DO NOT use SMOOTHSKIN PURE if you are under the age of 18 as this device has not been tested on these individuals.

WARNINGS

EYE SAFETY



SMOOTHSKIN PURE emits flashes of intense pulsed light. Direct exposure is potentially harmful to your eyes. Take care to follow the safety precautions below. The handset can only be activated (flashed) if the skin tone sensor (next to the treatment window) detects a valid skin tone reading and is in full contact with the treatment area. However:

DO NOT look directly into the treatment window of the handset when the system has electrical power and is switched on.

DO NOT attempt to activate (flash) the system towards the eye.

DO NOT treat areas around the eye (eyebrows or eyelashes). **ONLY** attempt to activate (flash) the system when the front of the handset is in good contact with the area you wish to treat. **WE RECOMMEND** you look away from the handset when firing onto your skin.

ELECTRICAL AND SAFETY

As with any electrical device, certain precautions must be taken in order to ensure your safety.

DO NOT try to open SMOOTHSKIN PURE, as this may expose you to dangerous electrical components.

DO NOT use if SMOOTHSKIN PURE is damaged; for example, cracked handset, cable damage (internal wires visible), cracked or broken glass on the handset, etc. This may result in injury.

DO NOT use near bathtubs, showers, basins or other vessels containing water. If SMOOTHSKIN PURE becomes wet, it should not be used.

DO NOT use if SMOOTHSKIN PURE becomes uncomfortably hot to touch. This may indicate that the unit is damaged.

DO NOT use a power supply or other component, other than those provided for



use with SMOOTHSKIN PURE. This may damage the unit and cause it to stop working.

DO NOT attempt to activate (flash) SMOOTHSKIN PURE onto any surface other than skin. WARNING no modification of this equipment is allowed.

DO NOT position SMOOTHSKIN PURE so that it is difficult to disconnect from the mains supply.

GENERAL SAFETY

DO NOT USE if you have had a skin peel treatment on the area you wish to treat. Please wait 30 days after a skin peel before treating with SMOOTHSKIN PURE.

Treating tanned skin with Intense Pulsed Light (IPL) may result in permanent Hyperpigmentation (Darkening) or Hypopigmentation (lightening) of the treated skin.

DO NOT USE If you have a known sensitivity to sunlight (photosensitivity) or are taking medication that makes the skin more sensitive and causes photosensitivity, e.g. Retin A, Accutane and/or other topical retinoids. Always check the instruction leaflet that comes with your medicinal product, to see if photosensitivity is

listed as a side effect. Use of SMOOTHSKIN PURE on photosensitive skin could result in skin damage such as swelling or blisters. SMOOTHSKIN PURE should be kept out of the reach of children under 18 years of age. Children should not use, play with, maintain or clean the device. There are a number of potential risks – exposure to the light output causing burns or eye damage, electrocution, strangulation from the cables.

SMOOTHSKIN PURE should be kept out of reach of pets and pests which could damage the device. Potential risks include reduced function and electrocution.

SMOOTHSKIN PURE is not intended for use by persons with reduced physical, sensory or mental capabilities. Unless they have been given supervision or instruction concerning safe and proper use of the device by a person responsible for their safety.

SMOOTHSKIN PURE glass filter is a critical component that will get hot during use.

DO NOT touch the filter during or directly after use. Regularly inspect the filter for damage.

DO NOT use SMOOTHSKIN PURE if the filter is cracked or missing.
Ensure that SMOOTHSKIN PURE treatment window is clean and free from debris. Any debris on or around the treatment window during operation may result in temporary skin changes such as redness or swelling.

PRECAUTIONS

Hair removal by lasers or intense pulse light sources can cause increased hair growth in some individuals. Based upon currently available data, the highest risk groups for this response are females of Mediterranean, Middle Eastern, and South Asian heritage treated on the face and neck.

DO NOT use SMOOTHSKIN PURE on any area where you may want hair to grow back.

DO NOT use SMOOTHSKIN PURE device on man’s face, jaw, or neck. The hair in a man’s beard area is too dense and using SMOOTHSKIN PURE device in these areas may result in skin injury.

SMOOTHSKIN PURE is not recommended for use on red, grey or blonde hair. SMOOTHSKIN PURE is not effective on these hair colours.

4. POTENTIAL RISKS, SIDE EFFECTS
AND SKIN REACTIONS

Use of SMOOTHSKIN PURE could result in side effects. The table below lists the known skin reactions that may occur following treatment with SMOOTHSKIN PURE.

SIDE EFFECT	HOW TO ASSESS & REACT
Mild pain / discomfort in the area being treated.	This is expected and is normal for all IPL treatments. You can keep on using the device as instructed, and the pain should diminish with continued use.
Warm feeling or tingling sensations during treatment, which typically disappear after a few seconds to a minute and decrease with continued use.	This is expected and is normal for all IPL treatments. You can keep on using the device as instructed.
Itchiness in the treatment area.	This is quite common for IPL treatments, and should subside after a short period. You can keep on using the device as instructed. Do not scratch the area.
Skin redness during or after treatment which disappears within minutes.	This is expected and is normal for all IPL treatments. You can keep on using the device as instructed once skin redness has disappeared.

SIDE EFFECT	HOW TO ASSESS & REACT
Skin redness which does not disappear within minutes and lasts 24-48 hours.	Stop using the device immediately and consult your physician before using it again.
Pain or discomfort that is intense during treatment or persists after a treatment.	Stop using the device immediately and consult your physician before using it again.
IN VERY RARE CASES	HOW TO ASSESS AND REACT
Swelling and redness that does not disappear within two to three days.	Stop using the device immediately and consult your physician before using it again.
Temporary changes in skin colour (lightening or darkening).	If your skin colour changes, stop using the device immediately and consult your physician.
Blistering or burning of the skin.	Stop using the device immediately and consult your physician before using it again. Apply a cold pack to the area. Treat with antiseptic or burn cream.

In a clinical trial of 50 subjects, each subject received 12 weekly treatments. The recorded effects were:

- Itchiness – Four subjects experienced mild itchiness after treatment.
- Slight Redness – This was reported by 1 subject.

- Mild Stinging Sensation – Five subjects reported mild discomfort following treatment.
- In-growing Hair – One subject reported experiencing an in-growing hair following treatment.
- Follicle Redness – One subject reported a red spot at the treatment site following treatment.

In all cases, the treated skin returned to normal within 7 days.

5. BENEFITS OF USING SMOOTHSKIN PURE

SMOOTHSKIN PURE is indicated for the permanent reduction of unwanted hair.

A clinical trial was performed to assess both the safety and efficacy of SMOOTHSKIN PURE. The key features of the clinical trial were:

All treatments were performed by non-medically trained operators at a single location using devices identical to SMOOTHSKIN PURE provided in this package.

All subjects were required to complete questionnaires related to their general health and those who could not be treated, e.g. those who had one or more of the contraindications as listed in Section 3 of this User Manual were excluded. In addition, all subjects were required to provide Informed Consent as per international clinical trial requirements.

A total of 53 female subjects, aged between 19 and 45 years old, commenced the trial.

Three subjects left the trial during the treatment period for personal reasons. No subjects left the trial due to problems associated with the use of SMOOTHSKIN PURE.

Each subject received 12 weekly treatments to their chosen body location. A typical treatment consisted of shaving the site then applying SMOOTHSKIN PURE following the same process as outlined in Section 8, Step 3 of this user manual.

Hair counts were used to measure the change in the amount of hair 6 months after the last treatment and 12 months after the last treatment. The hairs in the treatment sites were counted via high resolution photography and the difference in hair counts was calculated as a percentage change.

When used as directed, the clinical trial participants showed on average 44% less hair 6 months after their last treatment and 36% less hair 12 months after their last treatment when compared to hair counts taken before treatment (See Table below). Actual results did vary from person to person.

SMOOTHSKIN PURE	
Number of Subjects at 6 Months Post Treatment.	50
Hair Reduction at 6 Months Post Treatment.	43.9%
Number of Subjects at 12 Months Post Treatment.	33
Hair Reduction at 12 Months Post Treatment.	36.0%
% of Subjects met success (>30% hair reduction) on all body areas at 12 months post-treatment. Subject Success is defined as greater than 30% hair reduction at all treatment sites at 12 months.	66.7%

The incidence of side effects during the clinical trial was minimal (as outlined in Section 4 above) and the majority of subjects (48 out of 50) would recommend SMOOTHSKIN PURE to their friends.

6. WHAT IS THE INTENDED USE OF SMOOTHSKIN PURE

INTENDED USE

SMOOTHSKIN PURE is intended for the permanent reduction in unwanted hair.


7. YOUR SUITABILITY

BODY AREAS

SMOOTHSKIN PURE is suitable for use on body hair and female facial hair below the cheekline.

SKIN COLOUR


SMOOTHSKIN PURE is suitable for use on light, medium and dark skin tones, up to and including skin tone 5.



SMOOTHSKIN PURE incorporates a skin tone sensor that measures the colour of your skin and will prevent use if your skin tone is too dark.

HAIR COLOUR

The SMOOTHSKIN PURE is suitable for use on naturally black or brown hair. It may not be as effective on white, grey, blonde or red hair.



8. HOW TO USE SMOOTHSKIN PURE

WARNING: Follow each step in the treatment process ensuring you complete all aspects of each step before progressing to the next.

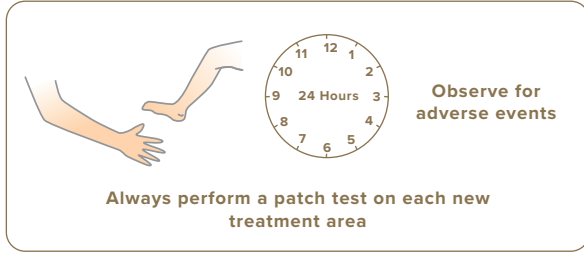
STEP 1: PREPARE THE AREA TO BE TREATED

Remove all visible hair by shaving. Make sure there is no hair remaining above the surface of the skin to ensure optimal treatment and prevent debris from covering the front of SMOOTHSKIN PURE.

Cleanse the treatment area and pat dry. Remember, don't use any gels or creams with this device!

STEP 2: DOING A TEST PATCH

Before your first treatment on each new body area, we RECOMMEND you test your skin in that area for a reaction to SMOOTHSKIN PURE.



The patch test area should be approximately 3cm x 2cm in size (equivalent to 2 flashes applied to the skin side by side). Follow Step 3 to treat the area.

Wait 24 hours following the patch test, to ensure your skin is suitable for treatment and there is no adverse reaction to the light energy. If there is no reaction after 24 hours, you may treat the area around the patch test. The 'patch tested area' should NOT be re-treated for at least 1 week.

STEP 3: TREATING WITH SMOOTHSKIN PURE

A) Plug the power supply into an electrical outlet. The fans will start up and the skin sensors will light up blue, indicating the device is switched on.

POWER MODE TIMEOUT

When the unit is left "inactive" i.e. no buttons are pushed for 10 minutes then the unit will revert to STANDBY mode, and the skin sensor lights will switch off. To return to READY mode for treatment, press the Power Mode button.


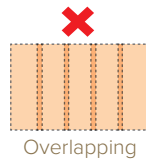
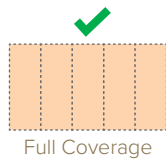
B) Press the handset firmly against the area to be treated ensuring the skin sensors are in contact with the skin – SMOOTHSKIN PURE will not operate if the skin sensors are not in full contact with skin. Once the skin sensors measure a valid skin tone, the pre-set output power is displayed on the power bars.



- C) Press the activation button. The device will flash, and a warm sensation should be felt
- D) Move the handset to the next area to be treated and repeat. The device needs to recharge between flashes.
- E) Ensure that the ENTIRE AREA receives treatment, but DO NOT overlap treatment pulses.



Treatment Window



STEP 4: YOUR SMOOTHSKIN PURE TREATMENT SCHEDULE

For optimal results, SMOOTHSKIN PURE should be used every week for 12 weeks to ensure all hair follicles are treated.



STEP 5: SWITCHING OFF THE SMOOTHSKIN PURE

When treatment is finished, SMOOTHSKIN PURE should be unplugged from the Electrical Outlet.

Refer to Section 11 for details of how best to look after your SMOOTHSKIN PURE.

9. THE SKIN TONE SENSOR

The skin tone sensor measures the colour of your skin and sets the correct level of output power needed. If your skin is too dark for treatment with SMOOTHSKIN PURE, the skin tone sensor will detect this and prevent the unit from operating. RED lights will be shown in the Power Bar if your skin is too dark.

The status of the skin tone sensor can be seen on the power bars located on both sides of the handset. If a valid skin tone is detected, the power bars will illuminate WHITE. The number of lights illuminated will be dependent upon your exact skin tone.

POWER BARS



Less lights = Darker skin and Lower Power Setting

More lights = Lighter skin and Higher Power Setting

SKIN TOO DARK
NO TREATMENT POSSIBLE
1 RED LIGHT ILLUMINATED



DARK SKIN
LOWEST POWER SETTING
1 LIGHT ILLUMINATED



LIGHT SKIN
HIGHEST POWER SETTING
10 LIGHTS ILLUMINATED



The amount of light energy delivered for each of the device settings when in Power Mode (depending on skin colour) is shown in the table below.

Number of Power Bar Lights Illuminated	Energy (J/cm ²)
10	6.00
9	5.78
8	5.56
7	5.33
6	5.11
5	4.89
4	4.67
3	4.44
2	4.22
1	4.00

10. THE SKIN CONTACT SENSOR

SMOOTHSKIN PURE is fitted with a skin contact sensor that checks your skin contact before each flash, making sure the device is safe to operate! This makes the device compliant with the most stringent safety regulations.

The skin contact sensor also ensures you get the best results from your device. The sensor must be in full contact with the treatment area in order for the device to flash.

This full contact with your skin means that all the light energy emitted from the device reaches the treatment area to deliver the best results.

If the device is not in full contact with the treatment area, the device will not fire. Try adjusting the positioning of the device to ensure full contact is achieved, particularly on more awkward areas like arms and shins.



11. SMOOTHSKIN PURE MODES

You can treat your body using any one of the three SMOOTHSKIN PURE treatment modes:



Power Mode – No Indicator



Gentle Mode – Indicator On



Speed Mode – Indicator On

Power Mode is the highest power setting of the device. Power Mode will deliver the best results, as it is using the maximum power output possible for your unique skin tone. This mode works particularly well on stubborn areas where the hair tends to be denser, such as underarms and bikini line.

Gentle Mode can be used if you find Power Mode uncomfortable or a little too painful. Operating the device in Gentle Mode will reduce the power output, and you will notice less Power Bar indicators illuminated when applied to your skin.

Speed Mode is the fastest mode, and therefore the lowest power mode. Speed Mode is best for treating larger areas where the hair is less dense (such as arms or legs), and where you want to move along the treatment area quickly. It can also be used as a maintenance mode, to be used to keep hair regrowth at bay after your initial treatment regime.

Power Mode is the default setting when your device is switched on. You can toggle between the three modes pressing the Mode Button underneath the main Activation Button.

When in any of these modes, you can also choose whether to use Glide Method or Stamp Method.

Stamp Method is recommended for small areas such as the underarm and bikini line. Place the handset on the skin, press & release the activation button. Remove from the skin before carefully re-applying to the next treatment area.

Glide Method is recommended for larger areas such as legs. Place the handset on the skin, hold down the activation button (press down continuously), then glide the handset along the skin between flashes. Try to move the handset at a steady speed that gives full coverage without overlap or missed areas.



12. CLEANING, MAINTENANCE, STORAGE

After treatment, always switch off SMOOTHSKIN PURE by unplugging the power supply from SMOOTHSKIN PURE and the electrical outlet.

After use, the handset, skin tone sensor and treatment window should be inspected for damage and wiped down with a dry, lint free cloth.

WARNING: The glass filter can get hot during use. DO NOT touch or clean the filter for at least 5 minutes after use to allow it to cool down.

NEVER use water or other cleaning fluids, as these can damage the device leading to a potential safety hazard.

To ensure maximum performance of your SMOOTHSKIN PURE, it is particularly important to keep the front of the device and reflector free from dirt, hair or other debris.

To aid in the cleaning of this part, the front of the device can be cleaned with a slightly damp cloth.

Store SMOOTHSKIN PURE in a cool, dry place. Make sure that the treatment window and skin tone sensor on the handset are protected from damage.

Regularly check the device (including cords) for visible signs of damage. In case of damage or cracks, stop using the device. To prevent strangulation or tripping hazard, always unplug the device from power socket when not in use.

13. TRAVELLING WITH SMOOTHSKIN PURE

The power supply unit of SMOOTHSKIN PURE is universal and will work with all commonly encountered mains supplies. Providing you have a suitable adaptor for the mains power cable plug, SMOOTHSKIN PURE will operate as normal.

14. TROUBLESHOOTING

PROBLEM	SOLUTION
The power bar indicators on the side of the handset do not light up when placed against your skin.	Make sure the power supply is plugged in. Make sure the handset is in READY mode (press the Standby/Ready button once). Ensure the skin sensors are pressed against the skin.
Whilst pressed against your skin, the first power bar indicator on the side of the handset is illuminated RED, and SMOOTHSKIN PURE will not work.	The area you are trying to treat is too dark for treatment. SMOOTHSKIN PURE includes an intelligent skin tone sensor that automatically detects your skin tone and selects the optimal treatment setting. Due to the nature of Intense Pulsed Light technology, SMOOTHSKIN PURE is not for everyone and cannot treat very dark skin.
The power bar indicators on the side of the handset are on or are flashing in an unfamiliar pattern including a red LED indicator light.	SMOOTHSKIN PURE will display any error messages through combinations of lights the on the power bars on the sides of the handset. This indicates that there is a fault with the device. Stop using the device and refer to the website.
SMOOTHSKIN PURE handset, treatment window, power supply or cable are damaged, broken, cracked or appear defective.	DO NOT USE. If you are in any doubt about the safety of SMOOTHSKIN PURE or suspect it is damaged in any way, it must not be used, and you should refer to the website.


15. WARRANTY

We grant a 2 year warranty on the product starting on the date of purchase. Within the warranty period, we will check faults in materials or workmanship free of charge and replace the complete device, at our discretion. This warranty extends to every country where this device is supplied by CyDen or its appointed distributor.

This warranty does not cover damage due to improper use, normal wear or use as well as defects that have a negligible effect on the value or operation of the appliance. The warranty becomes void if repairs are undertaken by unauthorised persons and if original SMOOTHSKIN PURE parts are not used. To obtain service within the warranty period, please visit our website www.smoothskin.com

16. LABELS AND SYMBOLS

SMOOTHSKIN PURE is marked with the following symbols:

	Type BF Applied Part		Australia Regulatory Compliance Mark
	Class II Equipment		China RoHS environmental protection use period
	Follow Instructions for use		Warning Optical Radiation from device may cause eye injury
	WEEE waste disposal mark of the European Union		EAC Conformity Marking for Custom Union
	European Conformity Marking		Trefoil compliance mark for Ukraine
	Keep Dry		FCC EMC compliance for North America

FCC STATEMENT:

NOTE: This equipment has been tested and found to comply with the limits for a Class B digital device, pursuant to part 15 of the FCC Rules. These limits are designed to provide reasonable protection against harmful interference in a residential installation. This equipment generates, uses and can radiate radio frequency energy and, if not installed and used in accordance with the instructions, may cause harmful interference to radio communications. However, there is no guarantee that interference will not occur in a particular installation. If this equipment does cause harmful interference to radio or television reception, which can be determined by turning the equipment off and on, the user is encouraged to try to correct the interference by one or more of the following measures:

- Reorient or relocate the receiving antenna.
- Increase the separation between the equipment and receiver.
- Connect the equipment into an outlet on a circuit different from that to which the receiver is connected.
- Consult the dealer or an experienced radio/TV technician for help.

17. TECHNICAL SPECIFICATIONS

SMOOTHSKIN PURE is a filtered broadband Intense Pulsed Light system with the following technical specifications:

- **Repetition Rate:** Manually pulsed every 0.45 to 1 second (dependent on treatment setting), Continuous operation
- **Pulse Length:** Free discharge FWHM = 2.0ms
- **Max Optical Output:** 3 - 6J/cm²
- **Wavelength:** 510 – 1100nm
- **Power Line Input:** 100–240V~, 50/60Hz, 1.7-0.91A
- **Operating temperature:** Between 5°C and 40°C
- **Operating humidity:** Up to 93%R.H. non condensing
- **Operating Pressures:** 700hPa to 1060hPa
- **Treatment area (spot size):** 3 cm² (30mm x 10mm)

The area directly around the treatment window is classified as the Applied Part, and can reach a maximum temperature of 60degC. Ensure SMOOTHSKIN PURE is used as directed in Section 8.

TRANSPORT CONDITIONS:

- **Temperature:** -25°C to +70°C
- **Humidity:** Up to 93%R.H. non condensing
- **Pressures:** 500hPa to 1060hPa

If the device has been stored at temperatures outside of the stated operating range, the please allow at least 30 minutes before use to allow the device to acclimatise.

SMOOTHSKIN PURE has unlimited flashes and is intended for a single user.

Minimum expected service life is 10 years when following the recommended regimen.

CE marking certifies that this appliance conforms to the following EU Directives:

- Low Voltage Directive 2014/35/EU
- Electromagnetic Compatibility Directive 2014/30/EU
- Energy related Product Directive 2009 / 125 / EC.

SMOOTHSKIN PURE complies with the latest EMC Standards and Amendments applicable to Household and Medical Devices. These are: EN 55014-1:2017, EN 55014-2:2015, EN 61000-3-2:2014, EN 61000-3-3:2013, IEC 60601-1-2:2014 (Ed 4.0), FCC CFR 47 Part 15.107 & 15.109, ICES-003 Issue 6.0

SMOOTHSKIN PURE complies with the latest Safety Standards and Amendments applicable to Household and Medical Devices.

These are: IEC 60335-1:2010 + Ams, IEC 60335-2-23:2003 + Ams, EN 62233, IEC 60601-1:2005 (Ed 3.1) +A2:2012, IEC 60601-2-57:2011, IEC 60601-1-6:2010 + Ams, IEC 62366-1:2015, IEC 60601-1-9, IEC 62304:2006 + Ams, CAN/CSA - C22.2 No 60601-1:2008 and 2014, ANSI/AAMI ES 60601-1:2005 + Ams

For further details contact CyDen Ltd

DISPOSAL (end of life)

In order to minimize hazards to health and the environment and ensure that materials can be recycled, this product should be disposed of at a separate collection facility for waste electrical and electronic equipment. The WEEE symbol marked on the product is there to remind you.

SMOOTHSKIN



You can reach us via our SMOOTHSKIN
web page www.smoothskin.com

CyDen Limited, Office Block A
Bay Studios Business Park, Fabian Way
Swansea SA1 8QB Wales UK

*Product may vary from illustrations shown throughout this guide
CM12-1624-01 | Type: SSG2